



**Maynooth  
University**

National University  
of Ireland Maynooth



**IRISH RESEARCH COUNCIL**

An Chomhairle um Thaighde in Éirinn

## **Integration in Ireland**

**21 November 2019**

**Professor Mary Gilmartin**

---



# Defining immigrant integration

“Immigrants’ participation in, and their incorporation into, receiving society”

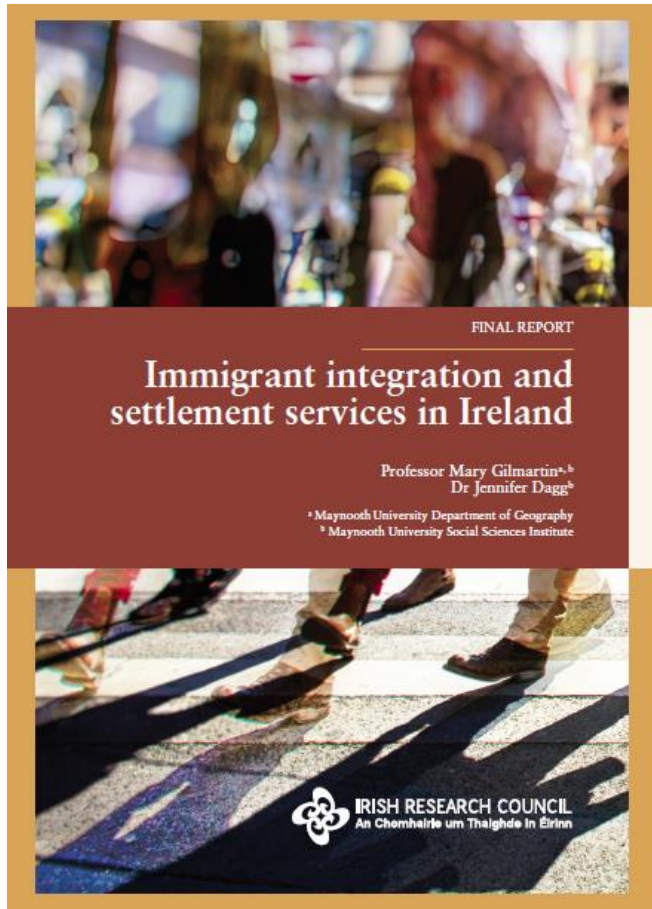
(Grzymala-Kazłowska and Phillimore 2018: 187)

“economic and social convergence between immigrants and the native-born”

(OECD/European Union 2015: 15)

# Mapping immigrant integration

- Integration **policies**
- Integration **processes**
  - Settlement services
- Integration **outcomes**
  - Indicators of integration





**Maynooth University**  
National University  
of Ireland Maynooth



**Maynooth University**  
National University  
of Ireland Maynooth



Coimisiún na hÉireann um Chearta  
an Duine agus Comhionannas  
Irish Human Rights and Equality Commission

# Integration policies

## Developing Integration Policy in the Public Sector: A Human Rights Approach

Dr Clíodhna Murphy, Leanne Caulfield and Professor Mary Gilmartin  
Maynooth University Social Sciences Institute

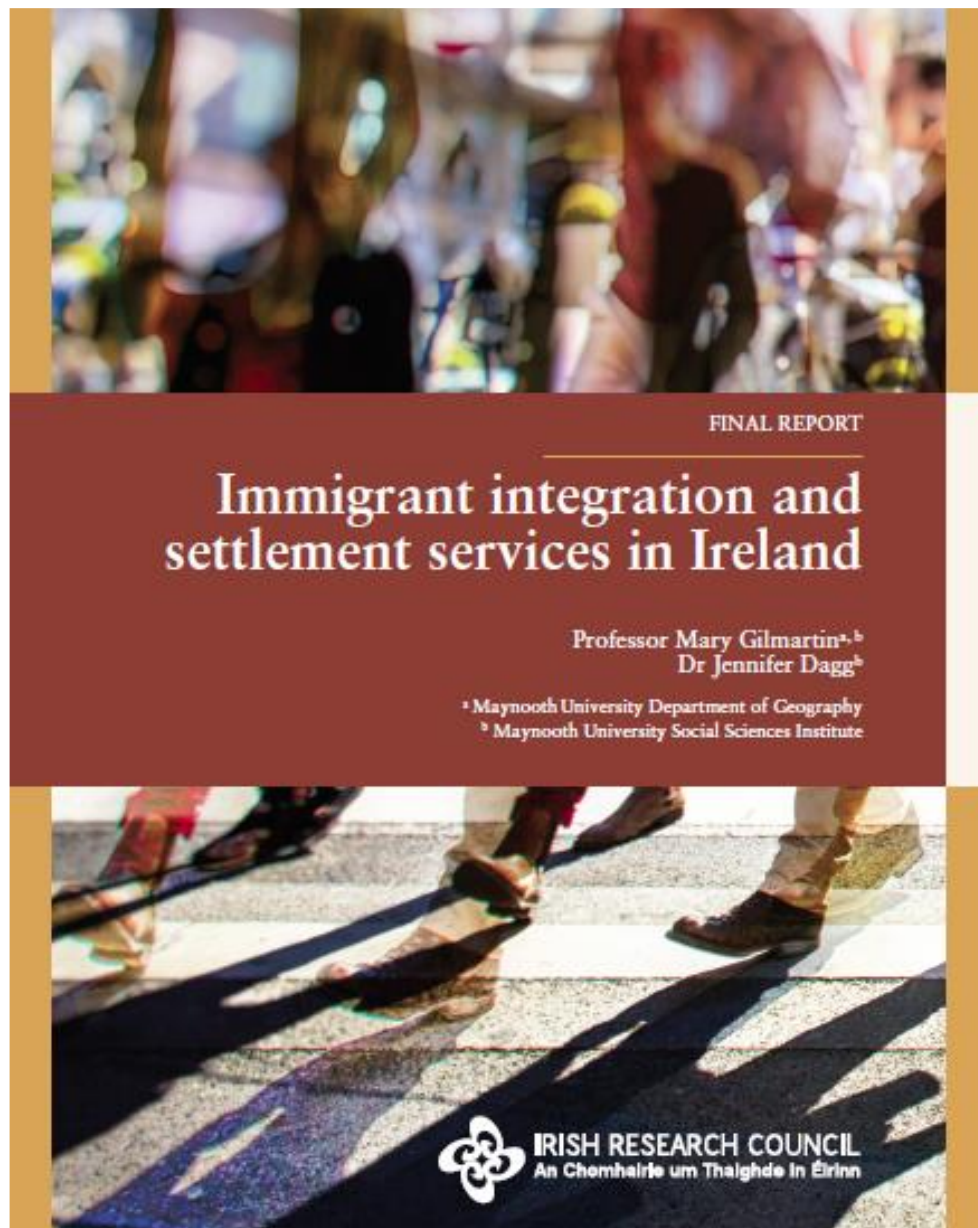




**Maynooth  
University**

National University  
of Ireland Maynooth

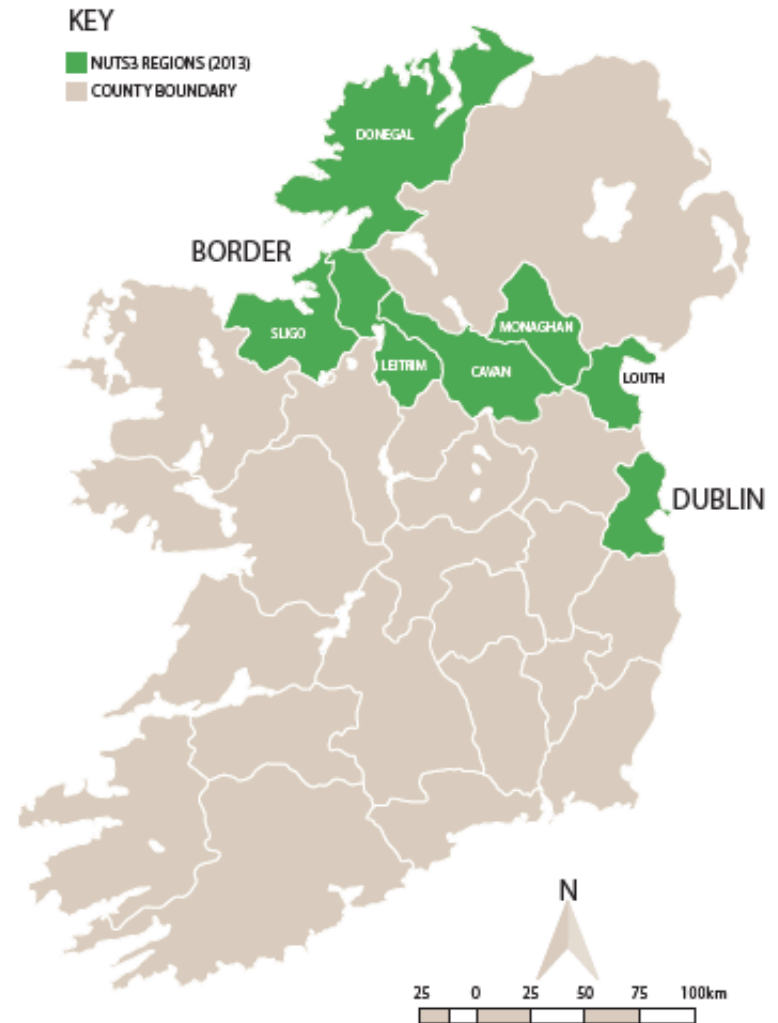
# Integration outcomes



Outcome	Selected Indicators
<b>Employment</b>	Rate and type of (un)employment; overqualification
<b>Education</b>	Education level; language skills; access to education
<b>Social Inclusion</b>	Income; poverty; health; housing
<b>Active Citizenship</b>	Citizenship; voting; participation
<b>Welcoming Society</b>	Attitudes; discrimination; trust; belonging

## National immigrant groups

- EU-13 nationals
- Rest of World nationals
- Returning Irish nationals

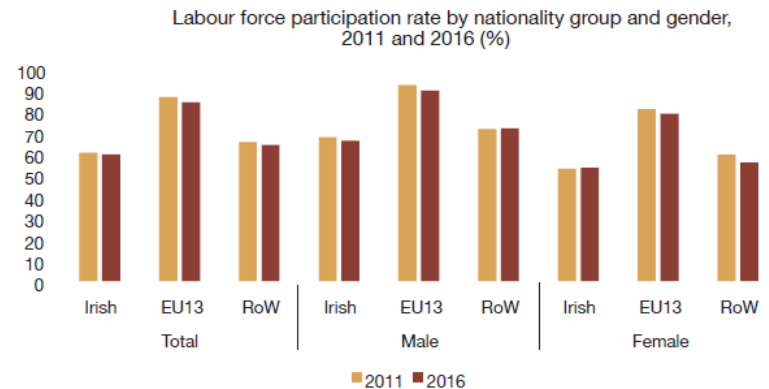


# Key findings: groups

## Employment

- Differences in levels of:
  - unemployment
  - underemployment
- Evidence of sectoral concentration

**Figure 3:** Labour force participation rate by nationality group and gender, 2011 and 2016 (%)



Source: CSO 2017, Special Tabulations

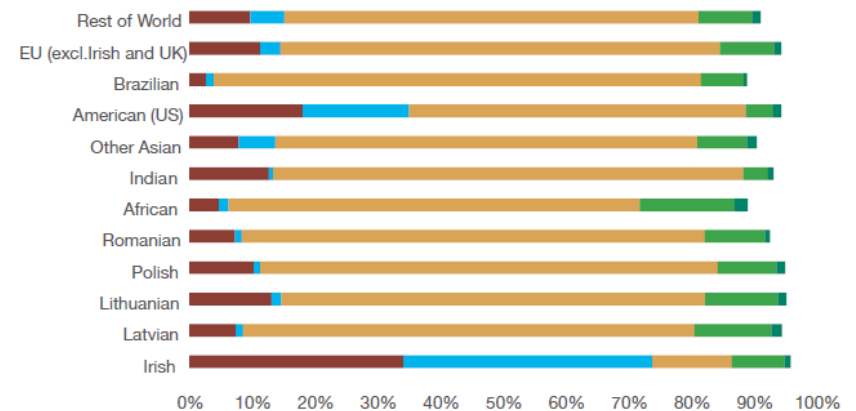


# Key findings: groups

## Social inclusion

- Significant differences in housing tenure
- Low levels of trade union membership
- Concern over levels of deprivation and poverty

Figure 7: Type of occupancy by selected national groups, 2016 (%)

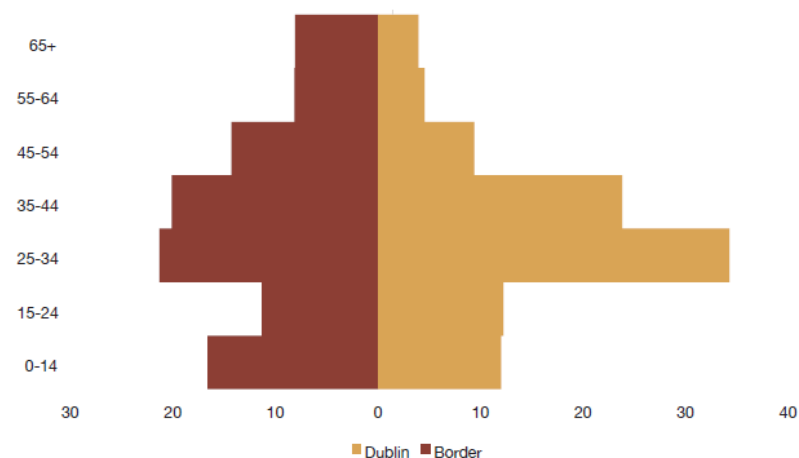


# Key findings: regions

## Resident population

	Border		Dublin	
	Place of birth (%)	Nationality (%)	Place of birth (%)	Nationality (%)
Ireland	80.7	89.1	79.2	83.0
UK	11.0	2.8	4.2	1.5
Rest of EU15	0.7	0.6	2.3	2.4
EU13	4.2	4.5	5.8	6.1
Rest of World	3.4	1.6	8.5	4.6
Other	-	1.3	-	2.5

## Population pyramid, non-Irish

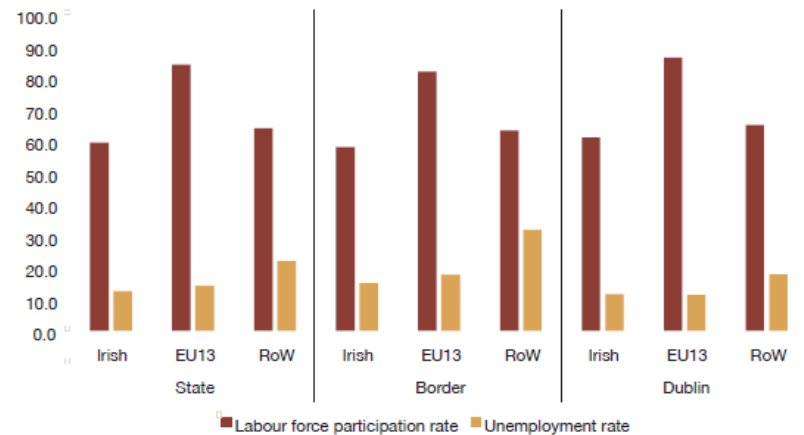


# Key findings: regions

## Employment

- Higher unemployment rate in the Border region
- Different employment profiles in the two regions
- Evidence of immigrant sectoral concentration

**Figure 13:** Labour force participation rate and unemployment rate by nationality group and region, 2016 (%)



Source: CSO 2017a: Table EB005

# Key findings: regions

## Education

- Lower levels of education in the Border region
- Lower levels of self-reported English language proficiency in the Border region

Figure 14: Highest level of education completed by region, 2016 (%)

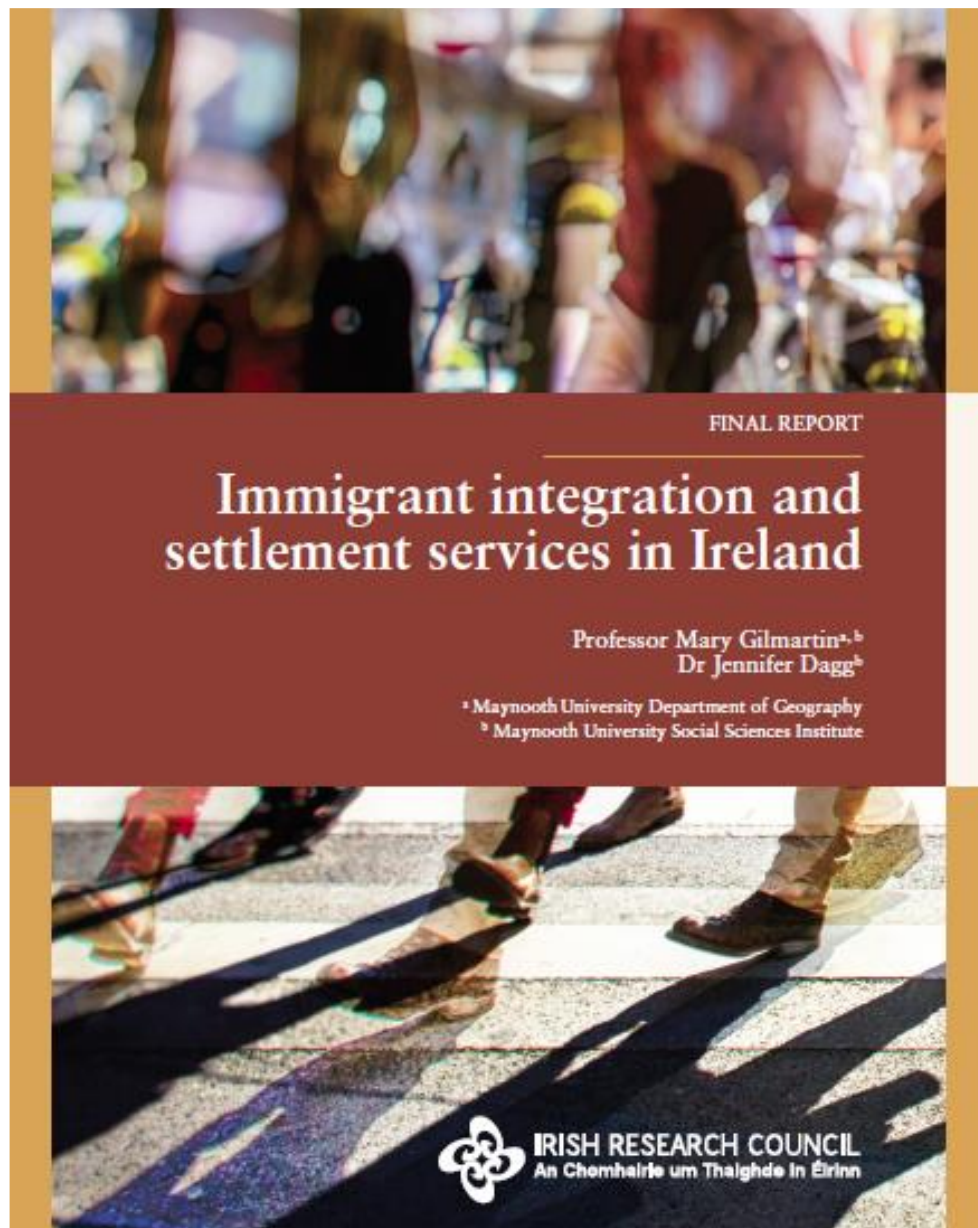




**Maynooth  
University**

National University  
of Ireland Maynooth

# Integration processes



# Overview of settlement services: groups

**Table 24: Settlement services for specific immigrant groups**

	Employment	Education	Social Inclusion	Active Citizenship
General	<ul style="list-style-type: none"> <li>- Citizens Information Centres</li> <li>- New Communities Partnership</li> <li>- Migrant Rights Centre Ireland</li> </ul>	<ul style="list-style-type: none"> <li>- Citizens Information Centres</li> <li>- Education and Training Boards</li> <li>- Fáilte Isteach</li> <li>- Local Development Companies</li> <li>- Mother Tongues</li> </ul>	<ul style="list-style-type: none"> <li>- Local Development Companies</li> <li>- Family Resource Centres</li> <li>- Cairde</li> <li>- AkiDwA</li> <li>- SPIRASI</li> <li>- SARI</li> </ul>	<ul style="list-style-type: none"> <li>- Immigrant Council of Ireland</li> <li>- Migrant Rights Centre Ireland</li> <li>- NASC Immigrant Support Centre</li> <li>- New Communities Partnership</li> <li>- AkiDwA</li> </ul>

# Overview of settlement services: regions

**Table 25: Settlement services in the Dublin region**

Provider	Employment	Education	Social Inclusion	Active Citizenship
Non-governmental organisations	Local Development Companies (LDCs) <ul style="list-style-type: none"> <li>■ Ballyfermot / Chapelizod</li> <li>■ Empower</li> <li>■ Dublin South City</li> <li>■ Dublin North City</li> <li>■ South Dublin</li> </ul>	LDCs <ul style="list-style-type: none"> <li>■ Ballyfermot / Chapelizod</li> <li>■ Empower</li> <li>■ Dublin South City</li> <li>■ South Dublin County</li> <li>■ Northside</li> </ul>	LDCs <ul style="list-style-type: none"> <li>■ Ballyfermot / Chapelizod</li> <li>■ Empower</li> <li>■ Dublin South City</li> <li>■ South Dublin County</li> <li>■ Dublin North</li> </ul>	LDCs <ul style="list-style-type: none"> <li>■ Ballyfermot / Chapelizod</li> <li>■ Empower</li> <li>■ South Dublin County</li> <li>■ Northside</li> <li>■ Dublin North West Area</li> </ul>

**Table 26: Settlement services in the Border region**

Provider	Employment	Education	Social Inclusion	Active Citizenship
Non-governmental organisations	Local Development Companies (LDCs) <ul style="list-style-type: none"> <li>■ Breffni Integrated</li> <li>■ Monaghan Integrated</li> <li>■ Inishowen Development Partnership</li> <li>■ Donegal</li> <li>■ Leitrim</li> </ul>	LDCs <ul style="list-style-type: none"> <li>■ Breffni Integrated</li> <li>■ Monaghan Integrated</li> <li>■ Inishowen Development Partnership</li> <li>■ Donegal</li> <li>■ Leitrim</li> </ul>	LDCs <ul style="list-style-type: none"> <li>■ Breffni Integrated</li> <li>■ Monaghan Integrated</li> <li>■ Inishowen Development Partnership</li> <li>■ Donegal</li> <li>■ Leitrim</li> </ul>	- Multicultural Network (Cavan) - Donegal Intercultural Platform - Leitrim Intercultural Forum

# Settlement services: key issues

- **Availability**
  - Socially and spatially uneven
- **Provision**
  - Reliance on local development companies, non-governmental organisations, local authorities and others
- **Access**
  - Often based on immigrant status rather than on need

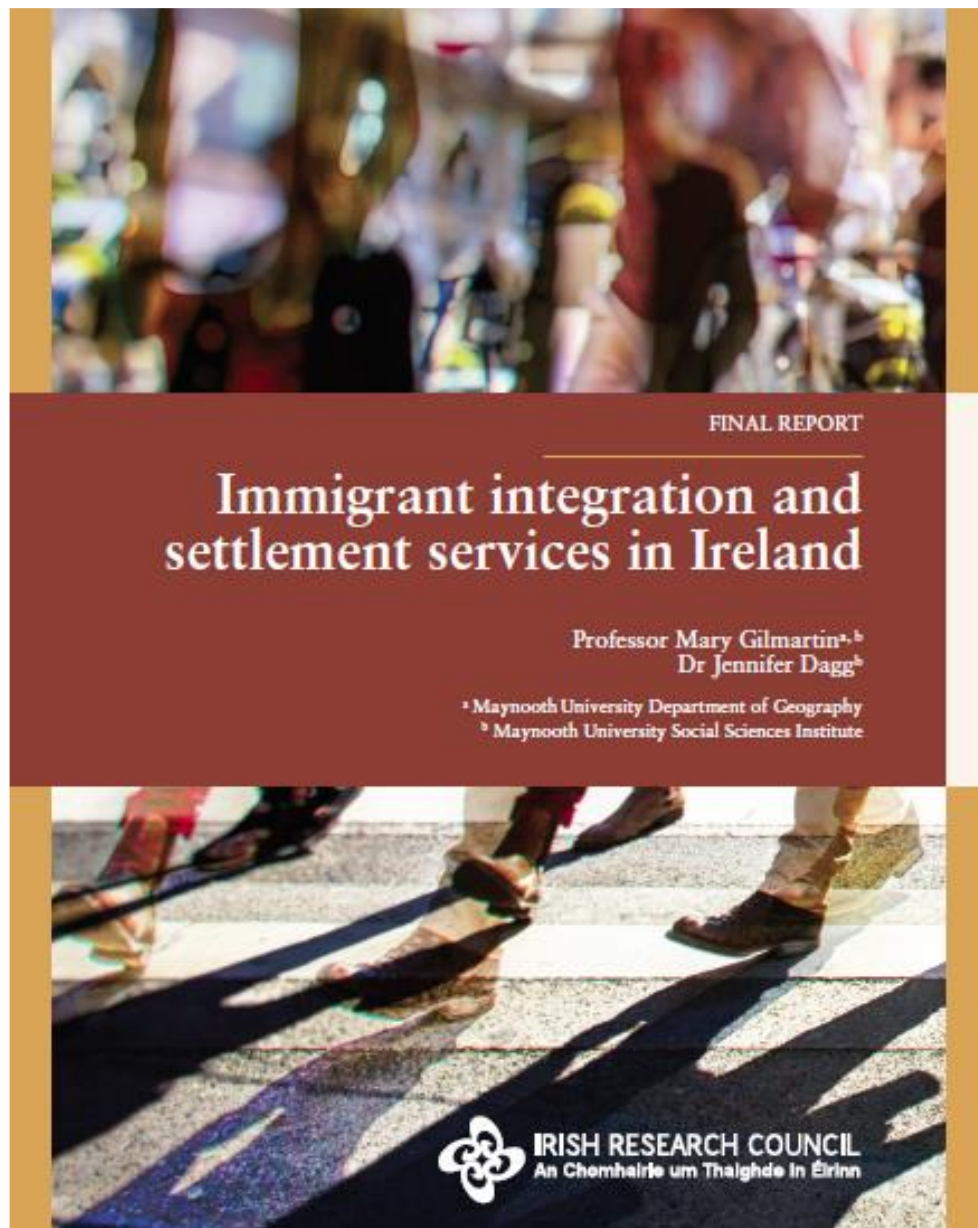




**Maynooth  
University**

National University  
of Ireland Maynooth

# Looking to the future



# Key issues

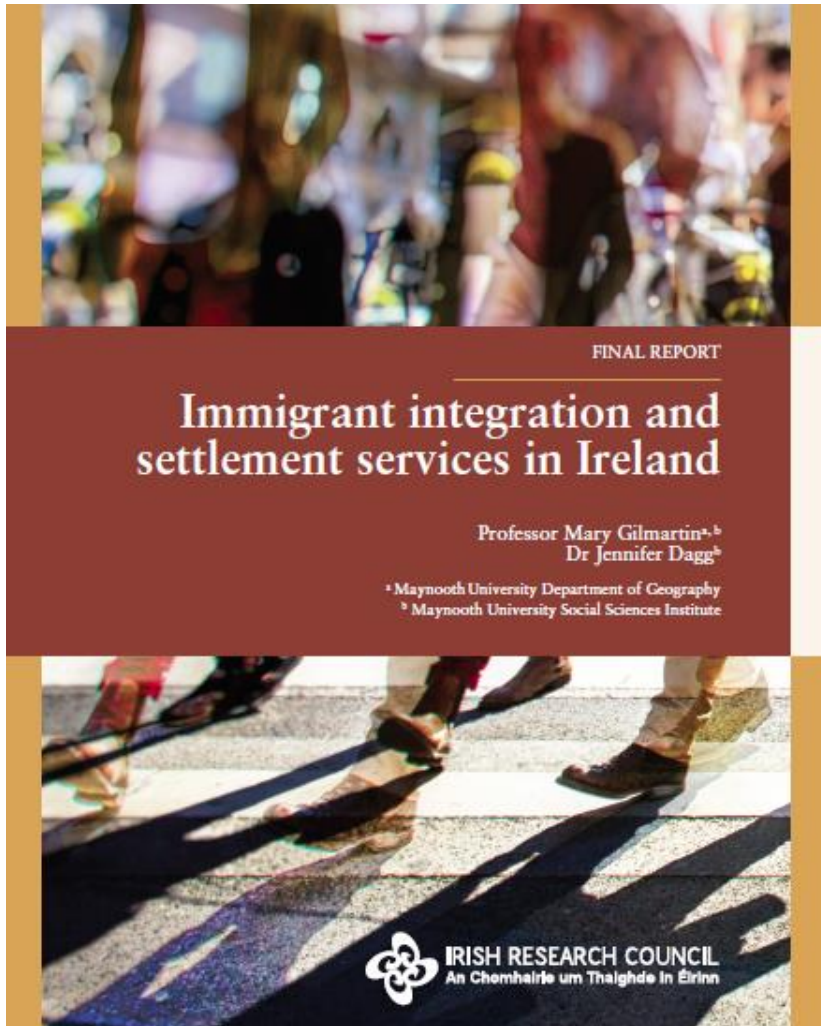
## Outcomes

- Continue to monitor integration outcomes
- Gather appropriate data
- Supplement with context-specific outcomes and research

## Processes

- Target integration outcomes
- Expand range of and access to settlement services
- Commit to appropriate funding

**Policies:** Develop and monitor integration policies across public sector



**“realising the long-term vision of Ireland as a society in which migrants and those of migrant origin play active roles in communities, workplaces and politics”**



**Maynooth  
University**

National University  
of Ireland Maynooth



**IRISH RESEARCH COUNCIL**

An Chomhairle um Thaighde in Éirinn

For more information

Email:

[mary.gilmartin@mu.ie](mailto:mary.gilmartin@mu.ie)

